



INDUSTRIAL MACHINE

SU LEE / SL-0311DCX




SIMPLE DIRECT DRIVE THE
COMPOUND FEEDING THICK
LOCK-STICH (INTEGRATED)



FEATURES:

This machine adopts link-feed mechanism, feed balance, expanded category of sewing materials and a larger potential shift in the thick seam of material, in the sewing process can sed fluxes on the lower reach consensus, use of mounted direct drive servo motor to achieve a fast start and brake the machine precision, the machine adopted advanced computer-controlled technology, stable performance, anti-interference ability. Collude line with big hook to save the time of bottom line changing, improved efficiency, the use of automatic seam, auto thread trimming, auto reverse sewing, m auto needle positioning. For sewing thick materials, bags, leather and leathered products.

SPECS SCHEDULE :

						
SL-0311DCX	DP x 17 20#~23#	2500 r.p.m.	8~12 mm	8~16 mm	37 mm	Large rotating hook

SU LEE MACHINE IND.CO.,LTD. TAIWAN

 www.sulee.com.tw

📍 No.190 Hwang Gang Rd. Beitou District, Taipei, Taiwan, R.O.C. ☎ (02)28927700

SU LEE MACHINE INDUSTRIES PTE. LTD.

📍 15A, Tannery Road, Singapore 347725 ☎ 65-6748 2033 / 65-8184 9994