



INDUSTRIAL MACHINE

SU LEE / SL-0311DCX








SIMPLE DIRECT DRIVE THE
COMPOUND FEEDING THICK
LOCK-STICH (INTEGRATED)



FEATURES:

This machine adopts link-feed mechanism, feed balance, expanded category of sewing materials and a larger potential shift in the thick seam of material, in the sewing process can sed fluxes on the lower reach consensus, use of mounted direct drive servo motor to achieve a fast start and brake the machine precision, the machine adopted advanced computer-controlled technology, stable performance, anti-interference ability. Collude line with big hook to save the time of bottom line changing, improved efficiency, the use of automatic seam, auto thread trimming, auto reverse sewing, m auto needle positioning. For sewing thick materials, bags, leather and leathered products.

SPECS SCHEDULE :



						
SL-0311DCX	DP x 17 20#~23#	2500	8~12	8~16	37	Large rotating hook

SU LEE MACHINE IND.CO.,LTD. TAIWAN

 www.sulee.com.tw

 No.190 Hwang Gang Rd. Beitou District, Taipei, Taiwan, R.O.C.  (02)28927700

SU LEE MACHINE INDUSTRIES PTE. LTD.

 15A, Tannery Road, Singapore 347725  65-6748 2033 / 65-8184 9994