



# INDUSTRIAL MACHINE




## SU LEE / SL-MH3800 SU LEE / SL-MH3800D-QX

DIRECT DRIVE, HIGH-SPEED,  
FLAT-BED, 2-NEEDLE DOUBLE  
CHAINSTITCH MACHINE













Equipped with direct drive servo motor, can save 60% electricity. This kind of sewing machine can adapt to many kinds of processes and specifications including hemming, welting and decorative stitching. Accurate stitching performance and durable finished seams are particularly necessary in the chain stitching process.

1. The machine are to be provided with a inclined cranked type looper mechanism, ensure it is in good durability.
2. It is very easy to set the machine to perform condensation stitching by operating the lever, condensation stitches that prevent the thread from fraying can be consistently sewn.
3. Stitch length can be adjusted with ease.



### SPECS SCHEDULE :



									
SL-MH3800 / SL-MH3800D-QX	3	6	1.4-4	8/10	4500	TVx7 9#-21#	370	42/50	635x245x565

**SU LEE MACHINE IND.CO.,LTD. TAIWAN**

 [www.sulee.com.tw](http://www.sulee.com.tw)

 No.190 Hwang Gang Rd. Beitou District, Taipei, Taiwan, R.O.C.  (02)28927700

**SU LEE MACHINE INDUSTRIES PTE. LTD.**

 15A, Tannery Road, Singapore 347725  65-6748 2033 / 65-8184 9994