




# INDUSTRIAL MACHINE

## SU LEE / SL335BL









SINGLE NEEDLE CYLINDER  
BED COMPOUND FEEDING  
LOCKSTITCH SEWING MACHINE  
FOR OVER-EDGING



### ADVANTAGES:

Adopts composite materials feeding equipment, the inner layer won't move during sewing multi-layers materials. It can be used for edger wrapping of shoes, cases, sofa manufacturing, portfolios compounding and canister of high grade sports equipment comes in to shape.


### SPECS SCHEDULE :

							
SL 335A / 335BL	★	36	5.5	10/15	DP x 17#22-24	2500	370



Note : A - Normal Hook BL- Large Hook

**SU LEE MACHINE IND.CO.,LTD. TAIWAN**

 [www.sulee.com.tw](http://www.sulee.com.tw)

 No.190 Hwang Gang Rd. Beitou District, Taipei, Taiwan, R.O.C.  (02)28927700

**SU LEE MACHINE INDUSTRIES PTE. LTD.**

 15A, Tannery Road, Singapore 347725  65-6748 2033 / 65-8184 9994